

*Satellite Suites™*



*Product Catalog*

**Satellite**<sup>®</sup>  
POLYPORTABLES



"A restroom trailer needs to be designed with the purpose of being a restroom trailer, from the ground up," says Ike Walther, Chief Engineer, Satellite Suites. "That may sound simplistic, but it's a fact that building a

*"A customer called and gave us a suggestion about our urinal design. We liked his idea and quickly made a change in production"*

trailer on top of a frame that was built for another purpose is simply taking a shortcut. We also use materials that match the purpose," states Ike. "For instance, we powder coat all of the metal on the exterior of the trailer and most parts inside. It costs more, but the result is a much nicer, longer-lasting finish. For the main structure, we use aluminum framing, not wood. Again, it costs more but is much lighter and it does not rot or retain moisture. That is also true of all the sub-layers. They are non-wood materials for added life."

"Other practices we follow are keeping precise records of design and material changes using technology," continues Ike. "Design changes are updated in real time on tablets used by our line managers. It's difficult to stress the importance of this practice. A real life example occurred when a customer called with a suggestion about the urinal. We learned how our design could be improved and sent a change order to the floor by uploading a new mechanical drawing. The line leader saw the change order on his tablet and immediately applied it to the next trailer."

At the end of the day, it all comes back to customer satisfaction. The more we do to improve our trailers, the more successful you will be as an operator. When that happens, we all win.

# TARIE OF CONTENTS

- 1 Satellite Suites
- 3 Selfie, Selfie SLIM & Selfie POD
- 5 Spa Tan (14' 4-Station Trailer)
- 7 Spa Gray (20' 8-Station Trailer)
- 9 Commercial (28' 11-Station Trailer)
- 11 Millennium (25' 10-Station Trailer)
- 13 ADA (ADA & ADA+2 Trailer)
- 15 Shower (8-Station Flex & 3-Station Restroom/Shower Combo)
- 17 29' Flex (10-Station Flex Trailer)
- 19 Satellite Restrooms, TruckXpress, & SafeTFresh



## Why Satellite Suites™?

In the world of high-class events or dry, dusty oil fields, Satellite Suites portable restroom trailers are designed to provide guests with a relaxing, pleasant environment and owners a sound investment.

This next generation of Satellite Suites restroom facilities is far more than the next step in portable sanitation. Satellite Suites' portable restroom trailers were designed with the brightest and best ideas gained through experience developing and manufacturing products for the portable sanitation industry worldwide.

These ideas include using materials such as aluminum framing, composite sub-layers and seamless outer layers to prevent costly moisture issues. They also include features like a polyethylene tank to reduce odors. In other words, our portable restroom trailers have common sense features and uncommon durability that will ensure a sound return on your investment, and your guests a calm, peaceful environment away from the crowd and elements.



MILLENNIUM



ADA




SPA



COMMERCIAL



SHOWER



18' COMBO



SELFIE/SLIM/POD



29' FLEX

## Unique Features\*

- 1 Strong, Over Armor™ roof skin with rolled side edges and functional gutter.
- 2 LED lights inside and out.
- 3 Seamless gel coat exterior.
- 4 1.6" aluminum wheels and "E" rated tires.
- 5 7,000 lb torsion axles with electric brakes.
- 6 Quick set-up steps.
- 7 Non-wood materials are used to create the exterior walls, roof and floor.
- 8 Non-wood floor structure.
- 9 Powder coated chassis provides better rust protection than paint for extended beauty.
- 10 Hands free, efficient flush toilets.
- 11 Solid surface counter tops or natural stone.
- 12 Long lasting transit grade flooring.
- 13 Half inch thick polypropylene waste tank with low point sump and bottom dump. Easier to clean and evacuate waste, reducing waste odor.
- 14 7,000 lb sidewinder leveling jacks.
- 15 Heavy-duty 20,000 lb coupler.



\* All Satellite Suites trailers are constructed using the same technology, processes and quality of materials as shown in diagram above (Luxury interior shown).

## Specifications

	Selfie POD	Selfie SLIM	Selfie	10 foot	14 foot-3	14 foot-4	14 foot-4D	18 foot	20 foot	25 foot	28 foot	29 foot
No. of Stations	2	2	2	2	3	4	4	3	8	10	11	10
Length/w tongue	9'	9'1"   13'6"	10'6"   14'10"	10'   15'	14'   19'	14'   19'	14'   19'	18'   22'	20'   25'	25'   30'	28'   33'	29'   32'6"
Width/w steps	3'6"	6'6"	7'7"   8'8"	8'5"   9'6"	8'5"   9'6"	8'5"   9'6"	8'5"   9'6"	8'5"   9'6"	8'6"   12'6"	8'6"   12'6"	8'6"   12'6"	8'5"   12'2"
Height/w AC	9'	9'11"	9'6"   10'7"	10'11"	11'3"	11'3"	11'3"	11'1"	11'8"	11'8"	11'6"	11'5.5"
Fresh Tank	94 gal.	90 gal.	104 gal.	105 gal.	200 gal.	200 gal.	200 gal.	200 gal.	200 gal.	200 gal.	200 gal.	300 gal.
Waste Tank	132 gal.	100 gal.	205 gal.	275 gal.	440 gal.	440 gal.	440 gal.	475 gal.	750 gal.	980 gal.	1,150 gal.	1,025 gal.
Weight	2820 lbs.	3,300 lbs.	3,800 lbs.	4,200 lbs.	5,280 lbs.	5,280 lbs.	5,280 lbs.	6,680 lbs.	8,490 lbs.	9,800 lbs.	11,450 lbs.	11,980 lbs.
Axle torsion		3,500 lb.	(2) 3,500 lb.	7,000 lb.	7,000 lb.	7,000 lb.	7,000 lb.	7,000 lbs.	(2) 7,000 lb.	(2) 7,000 lb.	(2) 7,000 lb.	(2) 7,000 lb.

\*All 10' & 14' trailers are available in the International Model





# Selfie



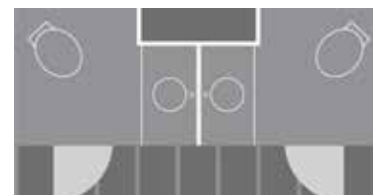
## Why Choose Selfie, Selfie Slim or Selfie Pod?

The Selfie is a sleek, go-anywhere, do-anything, two-station restroom trailer that comes with all the amenities of your very own bathroom and the spacious, roomy interior is a pleasant surprise! Standard trailers come complete with flushing toilets, stainless-steel sinks, wide counter tops, mirrors, and bright ambient lighting. For those wanting to upgrade, add AC, additional heat, a sound system, water heater or aluminum wheels.

Satellite Suites built the Selfie to accommodate small parties and events up to 150 people. Using one simple electrical plug or the solar upgrade, the Selfie can operate all day with a full fresh water tank. For larger and longer events, hook the Selfie up to a fresh water source, electric outlet and sewer drain, and party on!

### Specifications

No. of Stations	2
Length/w tongue	10'6"   14'10"
Width/w steps	7'7"   8'8"
Height/w AC	9'6"   10'7"
Fresh Tank	104 gal.
Waste Tank	205 gal.
Weight	3,800 lbs.
Axle torsion	(2) 3,500 lb.



**NOTE: Selfie and Selfie POD only come in white interior.**



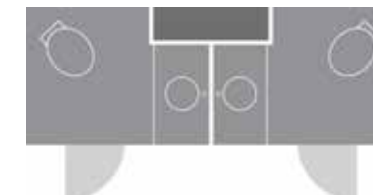
# Selfie POD

The Selfie POD and Selfie SLIM were primarily designed for our overseas market. By eliminating the walkway, and axle for the POD, these smaller, two-station trailers fit nicely into shipping containers. Eight Selfie PODS fit into a 40' high cube container. The Selfie POD is also becoming a popular option when customers want a higher-end portable restroom indoors or for long-term rental. Examples are remodeling of bathrooms in large retail stores, refineries, vineyards and similar applications.

At Satellite Suites, we want to make adding a trailer to your operation simple, affordable and profitable. Selfie trailers do all this and more.

### Specifications POD

No. of Stations	2
Length	9'
Width	3'6"
Height/w AC	9'
Fresh Tank	94 gal.
Waste Tank	132 gal.
Weight	2,820 lbs.



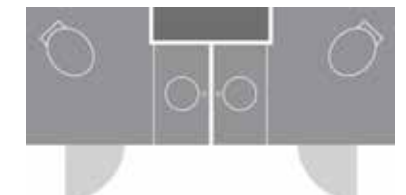
# Selfie SLIM



about the affordable Selfie, and it many options, by visiting our website or contacting your Regional Manager.

### Specifications SLIM

No. of Stations	2
Length/w tongue	9'1"   13'6"
Width/w steps	6'6"
Height/w AC	9'11"
Fresh Tank	90 gal.
Waste Tank	100 gal.
Weight	3,300 lbs.
Axle torsion	3,500 lb.







14' | 4-Station Trailer



14' Trailer  
\*Available in the International Model

## 14', 4-Station, 4 Door Trailer

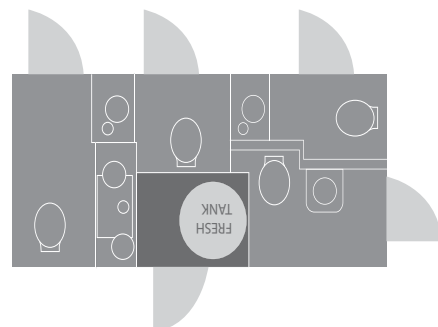
The newest Satellite Suites 14' trailer is our 4 door, 4-Station trailer, with more space than you would expect in a trailer this size.

Beyond the roomy layout is the ease of towing and set-up. The steps, leveling jacks and door handles can be deployed in just a matter of minutes, while the water and electrical connections are positioned for quick access.

The Tan interior for the SPA series was created at the request of Satellite Suites customers who thought the color would be a nice option. After manufacturing the first one, we fully agreed, and now it has become a very popular choice for operators.

### Specifications

No. of Stations	4
Length/w tongue	14'   19'
Width/w steps	8'5"   9'6"
Height/w AC	11'3"
Fresh Tank	200 gal.
Waste Tank	440 gal.
Weight	5,280 lbs.
Axle torsion	7,000 lb.



**NOTE: SPA interiors are available in all trailer sizes**



*Spa*  
*Tan*

# Spa Gray



20' | 8 Station Trailer



20' Trailer

## 20' | 8 Station

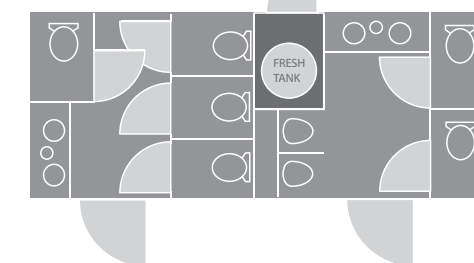
Lightweight, spacious and beautiful describe this 20', 8-Station portable restroom trailer designed for both operators and end-users. Weighing less than 8,500 pounds, this restroom trailer is a pleasure to transport and simple to place and set-up.

Inside, the ladies area has four spacious stalls and a twin-basin vanity. For the men, there are two private stalls, two urinals and a twin-basin vanity. The climate in each area can be controlled by individual air conditioning units to insure total comfort.

**NOTE: SPA interiors are available in all trailer sizes**

## Specifications

No. of stations	8
Length/w tongue	20'   25'
Width/w steps	8'6"   12'6"
Height/w AC	11'8"
Fresh tank	200 gal.
Waste tank	750 gal.
Weight	8,490 lbs.
Axle torsion	(2) 7,000 lb.



Shown: 25' | 10 Station | Gray Interior

www.satelliterestroomtrailers.com | 1.574.350.2150 | Español: 1.877.452.1187



## Why Choose Commercial?

Durability is the key feature of our Commercial Duty restroom trailer, but you will also notice the interior design is nice enough for a special event. We built it to accommodate operators who have mixed uses, from oil fields to bridal events, using heavy-duty, waterproof materials in a color palette acceptable for bikers or brides.

As with all our trailers, we use non-wood materials to prevent moisture build-up and these resulting in repairs and odors that reduce the appeal and life of the restroom. We also use a polypropylene tank with a sump and bottom dump for easy pumping and cleaning. This combination offers you the best method for keeping your tank clean and fresh, a benefit your customers will notice.



28' Trailer

## 28' | 11 Station

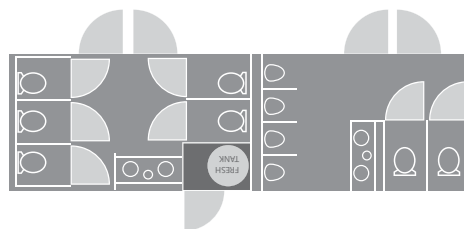
Satellite Suites has created a beautiful 28-foot, eleven-station trailer for high traffic events. This trailer has five private stalls and two sinks for the women and four urinals, two stalls and two sinks for the men.

Both the men's and women's areas are equipped with an entrance and exit door to create a safe, even flow of traffic. The common areas are very large and spacious, giving users a comfortable environment to share.

**NOTE: Commercial interiors are available in all trailer sizes**

### Specifications

No. of Stations	11
Length/w tongue	28'   33'
Width/w steps	8'6"   12'6"
Height/w AC	11'6"
Fresh Tank	200 gal.
Waste Tank	1150 gal.
Weight	11,450 lbs.
Axle torsion	(2) 7,000 lb.



# Commercial

Shown: 20' | 8 Station | Commercial Interior

# Millennium



## Why Choose Millennium?

The array of soft, cool colors and beautiful styling used in our Millennium restroom trailer will elevate the mood of any occasion. With its beautiful smooth light gray walls, built in vessel sinks and louvered stall doors, you might think we traded styling for durability. Not so. All the materials, are completely waterproof. (wood trim, cabinet faces, and wood doors are not waterproof) Every item, from the solid vanity top and transit grade textured floor to the seamless white fiberglass ceiling, will maintain its beauty and charm year after year.



Shown: 10' | 2 Station



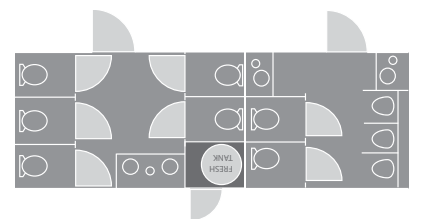
25' Trailer

## 25' | 10 Station

Lightweight, spacious and beautiful best describe this 25', 10-Station trailer. Inside, the ladies area has five spacious stalls and a twin-basin vanity. For the men, there are two private stalls, three urinals and a twin-basin vanity. The climate in each area can be controlled by individual air conditioning units to ensure total comfort.

## Specifications

No. of stations	10
Length/w tongue	25'   30'
Width/w steps	8'6"   12'6"
Height/w AC	11'8"
Fresh tank	200 gal.
Waste tank	980 gal.
Weight	9,800 lbs.
Axle torsion	(2) 7,000 lb.



**NOTE: Millennium interiors are available in all trailer sizes**



## Why Satellite Suites ADA Trailers?

Our ADA and ADA+2 trailers are operator and user friendly for a wide variety of reasons. With only a six inch rise, users can easily travel up and down the ramp with minimal effort. The ramp itself is made up of two sections of lightweight aluminum for quick set-up and tear down. The ramps can also be configured from the main platform to face left, right or straight ahead, whichever works best.

Additionally, Suites trailers use a very effective vacuum system, capable of evacuating waste into tanks or sewer systems up to 300' away. And to prevent the system from clogging, internal grinders shred foreign objects such as diapers and plastic to prevent a system failure.



10' Trailer

### Specifications

No. of Stations	1
Length/w tongue	10' 15'
Width/w ramp	8'5" 14'
Floor width	6'
Ride Height/w AC	10'4"
Kneeling Height/w AC	9'2"
Fresh Tank	63 gal.
Waste Tank	123 gal.
Weight	3,200 lbs.
Axle torsion	5,200 lb.

### Single Station ADA

Our single station ADA is priced right while utilizing the latest technology, including our unique vacuum flush system, remote controlled electronic jacks system and lightweight, modular ramp system. And the best news is that it can be set-up and torn-down by one person, saving labor costs.

*"The best news for operators is that each of our ADA trailers can be set-up by one person, with minimal effort!"*

# ADA



THE TWO-PIECE RAMP CAN BE ASSEMBLED FOR RIGHT, LEFT OR STRAIGHT ON ACCESS!



**NOTE: Interior choices for ADA trailers include SPA, Commercial and Luxury**

## ADA+2

One person can easily set-up or take down our ADA+2 trailer in 10 minutes! Three electric remote-controlled jacks lift and lower the trailer quickly into position, and the two-piece aluminum ramp snaps easily into place. Add the three railings and the ADA+2 is ready to go! That's ADA Simplified! That means you can manage your events with fewer people and still offer exceptional service.

The feature event organizers like best is having two full-sized unisex bathrooms in addition to the comfortable ADA bathroom!

19' Trailer

### Specifications

No. of stations	3
Length/w tongue	19' 24'
Width/w ramp	8'5" 19'
Floor width	6'
Ride height/w AC	10'10"
Kneeling height/w AC	9'8"
Fresh tank	105 gal.
Waste tank	300 gal.
Weight	8,200 lbs.
Axle torsion	10,000 lb.



# Showers



Shown: 28' | 8 Station Flex | Shower

www.satelliterestroomtrailers.com | 1.574.350.2150 | Español: 1.877.452.1187

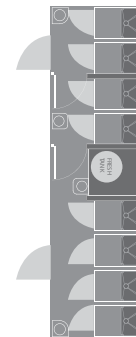
## Why Suites Showers?

The Satellite Suites 8-Station Flex shower trailer offers you and your customers unequalled flexibility. It can be configured as a 2 x 6, 4 x 4 or full 8 shower trailer, with each section having at least one sink and mirror. In addition, each individual shower has its own changing area with a private lock.

Other features that operators like are the internal hose connection to make clean-up quick and easy, high-volume air flow to remove moisture, and the use of non-wood materials to prevent water damage and mold from occurring.

### Specifications

No. of stations	8
Length/w tongue	28' 33'
Width/w ramp	8'5" 12'6"
Floor width	8'
Ride height/w AC	11'6"
Fresh tank	200 gal.
Waste tank	1150 GAL.
Weight	11,450 lbs.
Axle torsion	(2) 7,000 lb.



## 3-Station shower/restroom combo

This unique trailer has 3 separate shower/restroom stations for those times when privacy is vitally important or required.

### Specifications

No. of stations	3
Length/w tongue	18' 23'
Width/w ramp	8'5" 9'6"
Floor width	6'
Ride height/w AC	11'6"
Fresh tank	200 gal.
Waste tank	650 GAL.
Weight	6,000 lbs.
Axle torsion	7,000 lb.



Shown: 18' | 3 Station Combo







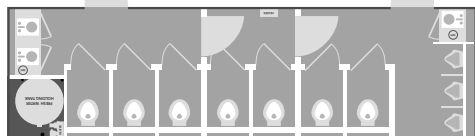
### Why Satellite Suites 29' Flex?

Lightweight, spacious and beautiful describe this 29' Flex. The Flex 10-Station portable restroom trailer offers you and your customer's unequal flexibility as well as many unique features. It can be configured for male/female use in a 5+5 or 3+7 floor plan, or as a 10 station depending on gender requirements.

The array of soft, cool colors and beautiful styling used in our Flex restroom trailer will elevate the mood of any occasion. We created this eye-popping, stunning restroom for special events without altering our commitment to manufacturing the world's most durable, water-resistant, odor-free trailers. With the ability to adjust the amount of restrooms per side, you can cater events that have more attendees in one gender.

### Specifications

No. of stations	10
Length/w tongue	29' 32'6"
Width/w Steps	8'5" 12'2"
Floor width	8'
Ride height/w AC	11'5.5"
Fresh tank	300 gal.
Waste tank	1,025 gal.
Weight	11,980 lbs.
Axle torsion	(2) 7,000 lb.



29' Trailer

*29' Flex*

Shown: 29' | 10 Station Flex





Prior to joining Safe-T-Fresh in 2016, Ramya Kothamasu worked for several large international corporations in their research laboratories, studying organic, surfactant and fragrance compounds. She has a degree in chemical engineering and has already made breakthroughs in odor control while at Safe-T-Fresh.

"Typically, products used in the portable sanitation industry have relied on compounds that mask odors," said Ramya. "In other words, the compounds use high amounts of perfume, which dissipate and lose their effectiveness between services. Some compounds actually deaden a person's sense of smell as a means of masking odors."

"We've developed new odor control technology that moves beyond masking to actually changing the odor molecule," continued Ramya. "Basically, the molecule is chemically changed. It is no longer an odor molecule, which means it no longer emits odor. As a result, we have reformulated all of our deodorizers with this new technology and the feedback from customers has been extremely positive."

Together, we are all making strides to improve the experience of those who use portable sanitation. We are excited about the future and look forward to working with you on these improvements.



**"We have Developed New Technology to Control Odors!"**

— Ramya Kothamasu  
Research Scientist,  
Safe-T-Fresh



"Engineering trucks for this industry is much more than installing a tank on a chassis," said Wes Tuttle, General Manager for TruckXpress. "We focus on building trucks for safety, sustainability and ergonomics. For instance, weight distribution and center of gravity are critical to safety. This also affects sustainability, meaning the truck will remain in service longer and have fewer repairs compared to one that exceeds the GVWR (Gross Vehicle Weight Rating)."

"Another enhancement that adds to the life of the trucks is using a bolt-on system for each individual part such as the stainless steel hose tray or cabinets. This feature reduces the cost and time spent replacing or repairing these high-wear parts when necessary. As for ergonomics, we consider lowering driver fatigue and service times the most important criteria when designing a truck. To that end we use single hook hose hangers, lowered work stations, easily accessible controls and other features to achieve these goals."

As we look ahead, it is very obvious that new technologies will have an effect on truck designs. We look forward to the many benefits this will provide you, our customer.



**"We Specialize in Building Trucks Tailored to Our Customer's Daily Needs!"**

— Wes Tuttle  
Vice President  
TruckXpress



"We're all about inventing, testing and refining products," stated Ken Schomburg, Satellite's Product Engineering Manager. "In the past three years, we have done product revisions on the Tufway, Global, Liberty, Freedom, Maxim 3000, Maxim 2000, Breeze and holding tank, to name a few. Our newest engineering tool is a 3D printer, which we are using to modify parts in far less time and with more accuracy, helping us to bring our newest ideas to the market in record time."

"Internally we have a department devoted solely to product testing," continued Ken. "We perform many tests, ranging from dropping and dragging restrooms, to checking UV stability and measuring life cycles. And we do it on all our products and many of our competitors' products as well. In addition, we perform the tests in weather situations similar to what our customers face. In Minnesota, we tend to see all the extremes, which is good for product testing."



**"We're Constantly Refining Products To Keep Pace With Customer Expectations And New Technology!"**

— Ken Schomburg  
Product Engineering  
Manager,  
Satellite Industries.

The process of improving is never ending due mainly to customer requests and emerging technologies. Change and growth are painful, but also very rewarding because portable sanitation can, and will, improve so many lives.



*Satellite Suites™*

